Antenna Datasheet

Product OC: YECT004W1A
Version: 1.3
Date: 2025-04-16
Status: Released

Product Name: 5G Terminal Mount Rubber Dipole External Antenna
Key Features:
Frequency Band: 600–6000 MHz
Dimensions: 135 mm × 15.6 mm × 13 mm
Efficiency: Up to 69.0 % (EVB)
RoHS and REACH Compliant
IP67
Compatible with FAKRA, TNC and N-Type connectors

Overview

YECT004W1A is a 5G external antenna measuring 135 mm × 15.6 mm × 13 mm. This ultra-wide-band 5G antenna provides broad coverage from 600-6000 MHz whilst offering backward-compatibility to support 4G/3G and 2G networks as well as LTE Cat-M and narrowband IoT (NB-IoT). The antenna is terminated with SMA Male connector. Ideal for applications where the antenna is required to be discrete, this low profile, terminal mount omni-directional antenna is easy to install with maximum durability assured thanks to its IP67 rated, PC + ABS enclosure.

The antenna is designed as dipole type to work with various GND plane sizes or in free space for ease of integration with a hinged SMA Male connector to achieve the optimum position. Hinged structure helps to avoid other antennas or objects by rotating to different directions when mounted on terminals. This omni-directional antenna is ideally suited for Gateways & Routers, Smart Metering, Vending Machines, Industrial IoT, Smart Home, Connected Enterprise, offering great performance with its high gain and efficiency.

Typical applications include:

- Gateways & Routers
- Smart Metering
- Vending Machines
- Industrial IoT
- Smart Home
- Connected Enterprise

Quectel provides comprehensive antenna design support such as simulation, testing and manufacturing for custom antenna solutions to meet your specific application needs. We have regional R & D centers to offer quick response to meet your requirements. Please contact our sales & FAEs if you have any requests.

Contents

Overview **1**
Contents **2**

1 Specification **3**
1.1. Electrical 3
1.2. Supported Bands 5
1.3. Mechanical & Environmental 7

2 Drawing **8**

3 Detailed Performance **9**
3.1. S-Parameter Test 9
3.1.1. VSWR 9
3.1.2. Return Loss 10
3.2. Radiation Performance Test 11
3.2.1. Efficiency 11
3.2.2. Average Gain 12
3.2.3. Peak Gain 13
3.2.4. 3D & 2D Radiation Pattern 14
3.2.4.1. Test Condition: On 130 mm × 70 mm EVB and Straight 14
3.2.4.2. Test Condition: On 130 mm × 70 mm EVB and Bent 19

4 Packaging **24**

Contact Us **26**
Legal Notices **27**
Revision History **29**

1 Specification

Test Condition: On 130 mm × 70 mm EVB

1.1. Electrical

Electrical	
Frequency Range	600–6000 MHz
Impedance	50 Ω
Polarization	Linear
Radiation Pattern	Omni-directional

Electrical – Detail

SPEC \ Band	Band	B71	B12 /B13 /B28	B5 /B8 /B26	n74 /n75 /n76	B1 /B2 /B3	B40	Wi-Fi 2G	B38 /B41	B42 /B48 /n77	n79	Wi-Fi 5G
	Freq. (MHz)	600–700	700–810	820–960	1420–1520	1700–2170	2300–2400	2400–2500	2500–2690	3300–4200	4400–5000	5150–5850
Max. VSWR	Straight	3.5	5.6	5.9	3.2	4.1	2.3	3.3	3.3	1.9	2.1	1.9
	Bent	3.0	5.0	6.1	4.5	2.6	2.4	3.3	3.3	1.9	1.8	1.8
Max. Return Loss (dB)	Straight	-5.2	-3.2	-3.0	-5.5	-4.4	-7.9	-5.5	-5.5	-10.2	-9.1	-10.0
	Bent	-6.0	-3.5	-2.9	-3.9	-6.9	-7.7	-5.4	-5.4	-10.2	-11.1	-11.0
AVG Eff. (%)	Straight	45.8	34.8	26.6	54.4	51.3	54.2	41.6	52.6	51.8	43.8	25.9
	Bent	49.9	40.0	27.5	40.6	60.4	51.5	41.4	56.2	60.5	39.9	28.7
AVG AVG Gain (dB)	Straight	-3.4	-4.6	-5.7	-2.6	-2.9	-2.7	-3.8	-2.8	-2.9	-3.6	-5.9
	Bent	-3.0	-4.0	-5.6	-3.9	-2.2	-2.9	-3.8	-2.5	-2.2	-4.0	-5.4
Max. Peak	Straight	2.0	0.1	-0.3	3.4	4.3	5.0	4.9	4.9	5.0	3.9	2.5

Gain (dBi)	**Bent**	1.8	-0.1	-0.2	0.0	2.9	1.9	1.9	4.7	5.6	4.1	4.6

VSWR	**Straight**	≤ 5.9
	Bent	≤ 6.1
Return Loss	**Straight**	≤ -3.0 dB
	Bent	≤ -2.9 dB
Peak Gain	**Straight**	≤ 5.0 dBi
	Bent	≤ 5.6 dBi

- **Straight: The connector is vertical.**
- **Bent: The connector is bend.**

1.2. Supported Bands

5G NR/ LTE/ LTE-Advanced/ WCDMA/ HSPA/ HSPA+/ GPRS/ GSM/ NB-IoT					
Band	**Frequency (MHz)**	**Uplink (MHz)**	**Downlink (MHz)**	**Straight**	**Bent**
1	2100	1920–1980	2110–2170	√	√
2	1900	1850–1910	1930–1990	√	√
3	1800	1710–1785	1805–1880	√	√
4	1700	1710–1755	2110–2155	√	√
5	850	824–849	869–894	√	√
7	2600	2500–2570	2620–2690	√	√
8	900	880–915	925–960	√	√
9	1800	1749.9–1784.9	1844.9–1879.9	√	√
11	1500	1427.9–1447.9	1475.9–1495.9	√	√
12	700	699–716	729–746	√	√
13	700	777–787	746–756	√	√
14	700	788–798	758–768	√	√
17	700	704–716	734–746	√	√
18	850	815–830	860–875	√	√
19	850	830–845	875–890	√	√
20	800	832–862	791–821	√	√
21	1500	1447.9–1462.9	1495.9–1510.9	√	√
22	3500	3410–3490	3510–3590	√	√
23	2100	2000–2020	2180–2200	√	√
24	1600	1626.5–1660.5	1525–1559	√	√
25	1900	1850–1915	1930–1995	√	√
26	850	814–849	859–894	√	√

5G NR/ LTE/ LTE-Advanced/ WCDMA/ HSPA/ HSPA+/ GPRS/ GSM/ NB-IoT					
Band	**Frequency (MHz)**	**Uplink (MHz)**	**Downlink (MHz)**	**Straight**	**Bent**
28	700	703–748	758–803	√	√
31	450	452.5–457.5	462.5–467.5	-	-
34	2100	2010–2025			√
38	2600	2570–2620			√
39	1900	1880–1920			√
40	2300	2300–2400			√
41	2500	2496–2690			√
42	3500	3400–3600			√
48	3500	3550–3700			√
66	1700	1710–1780	2110–2200	√	√
71	600	663–698	617–652	√	√
74	1500	1427–1470	1475–1518	√	√
77	3500	3300–4200			√
78	3500	3300–3800			√
79	4500	4400–5000			√

1.3. Mechanical & Environmental

Mechanical	
Antenna Dimensions	135 mm × 15.6 mm × 13 mm
Material & Color	PC + ABS & Black
Connector Type	SMA Male
Mounting Type	Terminal
Weight	Typ. 17 g
Environmental	
Operation Temperature	-40 °C to +85 °C
Storage Temperature	-40 °C to +85 °C
Ingress Protection (IP) Rating	IP67 (After Installation)
RoHS and REACH Compliant	Yes

2 Drawing

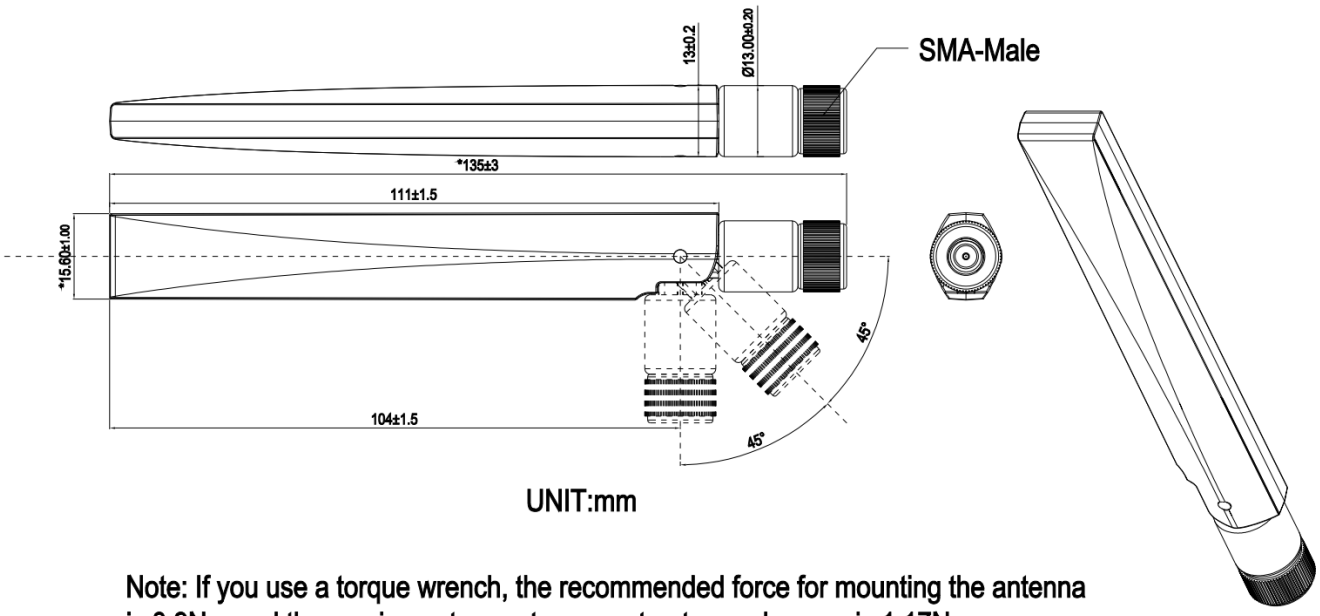

Note: If you use a torque wrench, the recommended force for mounting the antenna is 0.9Nm and the maximum torque to prevent antenna damage is 1.17Nm.

3 Detailed Performance

3.1. S-Parameter Test

3.1.1. VSWR

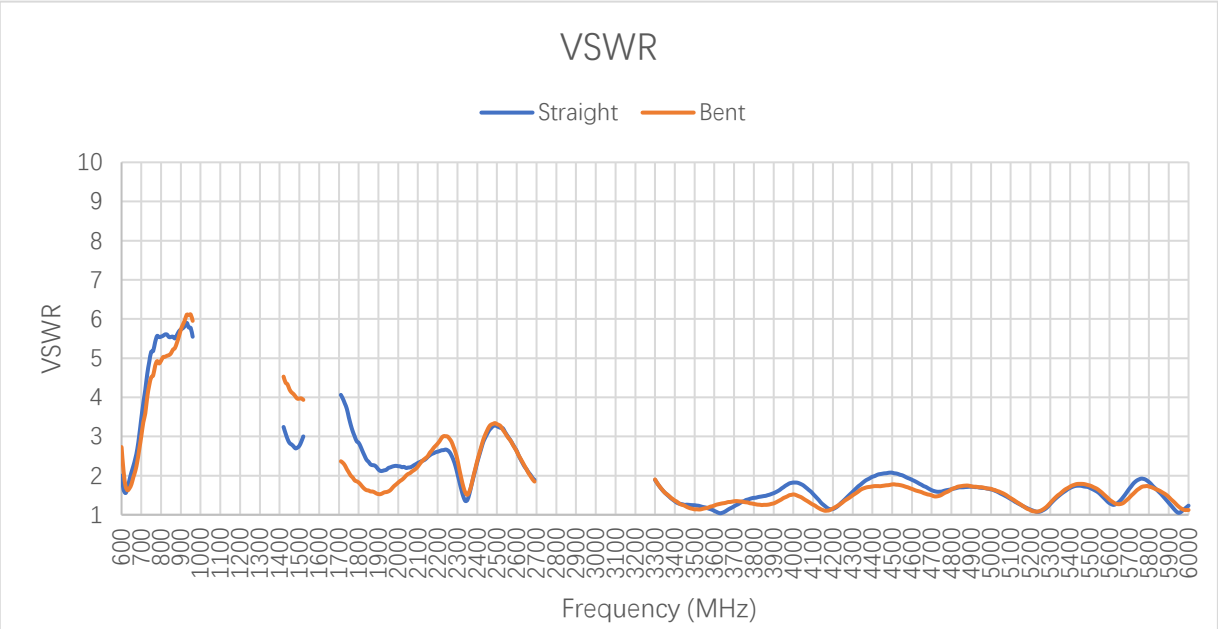

VSWR

Frequency (MHz)	600	630	710	830	900	960	1440	1710	1740	1880
Straight	2.0	1.7	3.8	5.6	5.7	5.5	2.9	4.1	3.7	2.3
Bent	2.7	1.6	3.4	5.1	5.7	6.0	4.3	2.4	2.2	1.6
Frequency (MHz)	**1950**	**2140**	**2350**	**2450**	**2600**	**3600**	**4700**	**5000**	**5500**	**6000**
Straight	2.2	2.4	1.4	3.1	2.6	1.1	1.6	1.6	1.7	1.2
Bent	1.6	2.5	1.5	3.1	2.6	1.2	1.5	1.7	1.7	1.1

3.1.2. Return Loss

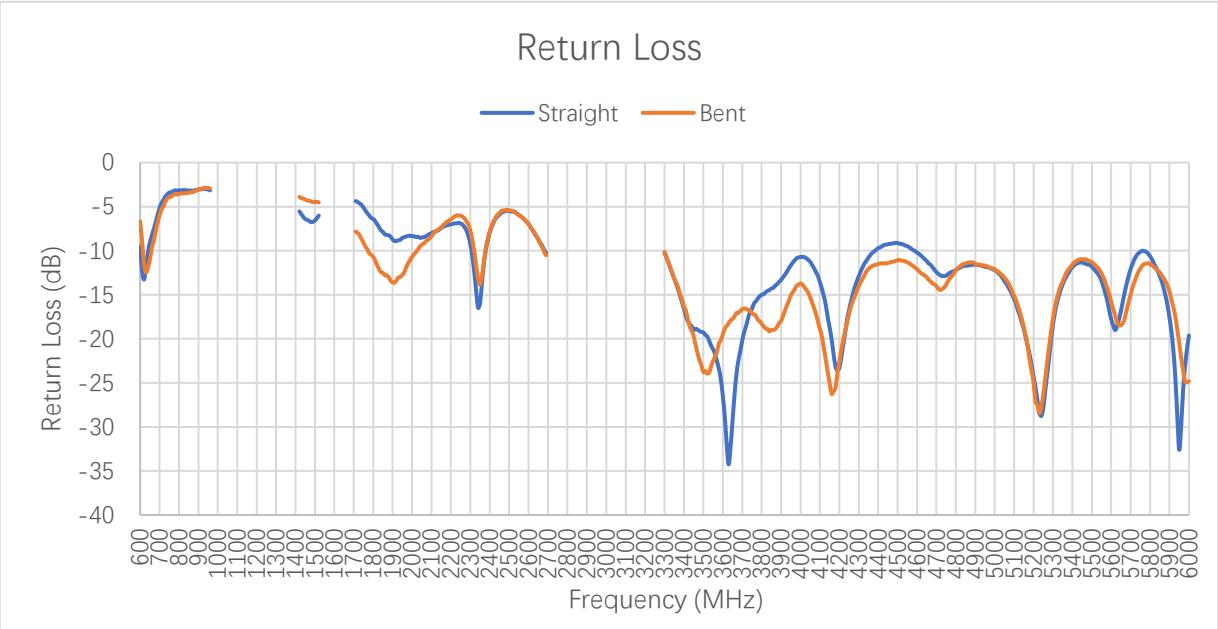

Return Loss (dB)

Frequency (MHz)	600	630	710	830	900	960	1440	1710	1740	1880
Straight	-9.6	-12.0	-4.6	-3.1	-3.1	-3.2	-6.2	-4.4	-4.8	-8.3
Bent	-6.7	-12.5	-5.3	-3.5	-3.1	-2.9	-4.1	-7.8	-8.7	-13.0
Frequency (MHz)	**1950**	**2140**	**2350**	**2450**	**2600**	**3600**	**4700**	**5000**	**5500**	**6000**
Straight	-8.6	-7.6	-16.0	-5.9	-7.0	-26.5	-12.4	-12.2	-11.8	-19.6
Bent	-12.8	-7.5	-13.8	-5.7	-7.0	-19.5	-14.0	-12.1	-11.3	-24.8

3.2. Radiation Performance Test

3.2.1. Efficiency

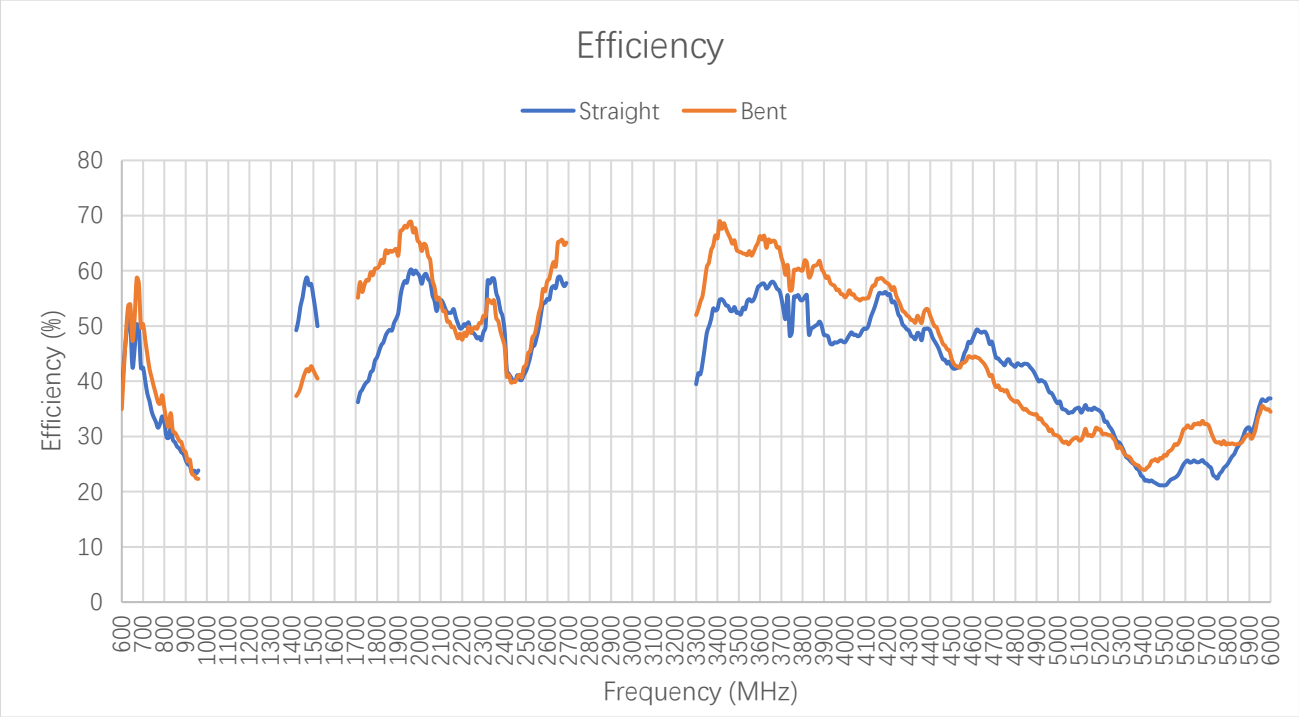

Efficiency (%)

Frequency (MHz)	600	630	710	830	900	960	1440	1710	1740	1880
Straight	37.3	51.2	40.1	31.6	25.8	23.8	55.2	36.2	39.3	50.6
Bent	35.0	53.7	47.5	34.2	27.2	22.3	40.3	55.1	57.4	63.7
Frequency (MHz)	**1950**	**2140**	**2350**	**2450**	**2600**	**3600**	**4700**	**5000**	**5500**	**6000**
Straight	59.5	52.4	58.5	40.1	54.9	57.4	45.6	36.0	21.1	36.9
Bent	68.7	50.8	54.6	39.9	58.1	66.3	39.7	30.1	26.6	34.5

3.2.2. Average Gain

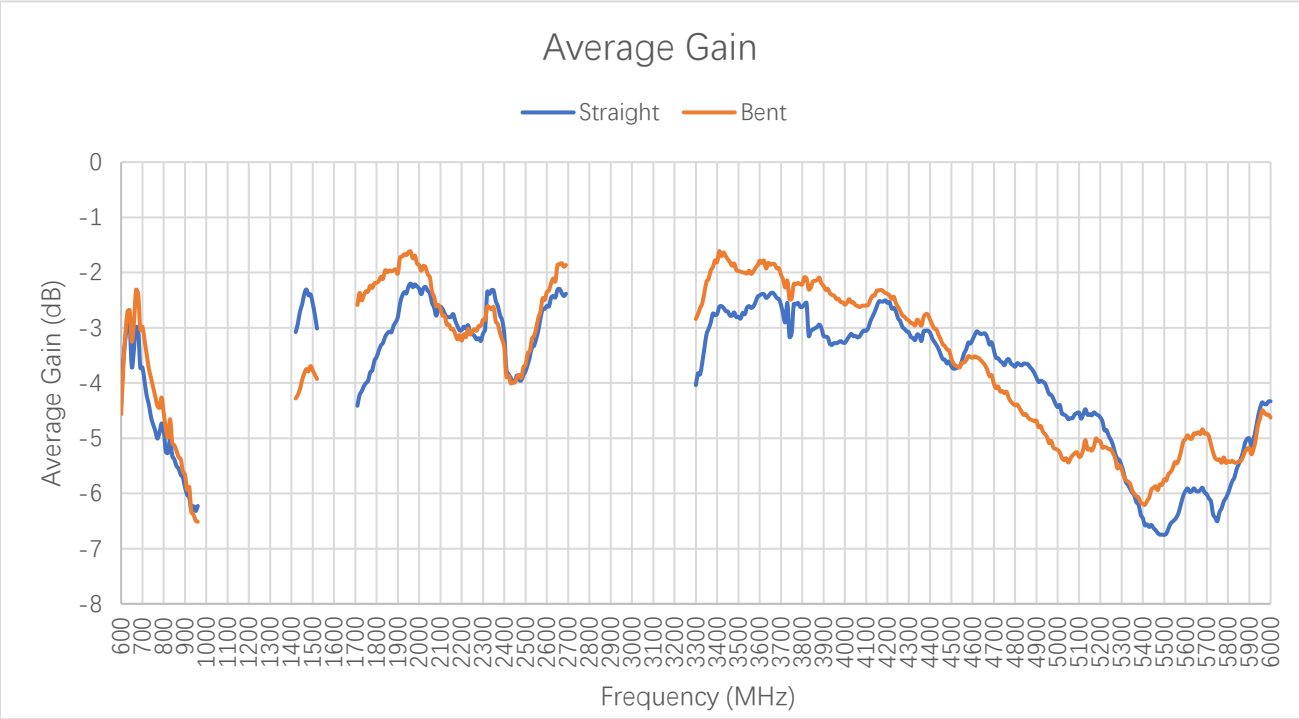

Average Gain (dB)

Frequency (MHz)	600	630	710	830	900	960	1440	1710	1740	1880
Straight	-4.3	-2.9	-4.0	-5.0	-5.9	-6.2	-2.6	-4.4	-4.1	-3.0
Bent	-4.6	-2.7	-3.2	-4.7	-5.7	-6.5	-4.0	-2.6	-2.4	-2.0
Frequency (MHz)	**1950**	**2140**	**2350**	**2450**	**2600**	**3600**	**4700**	**5000**	**5500**	**6000**
Straight	-2.3	-2.8	-2.3	-4.0	-2.6	-2.4	-3.4	-4.4	-6.8	-4.3
Bent	-1.6	-2.9	-2.6	-4.0	-2.4	-1.8	-4.0	-5.2	-5.7	-4.6

3.2.3. Peak Gain

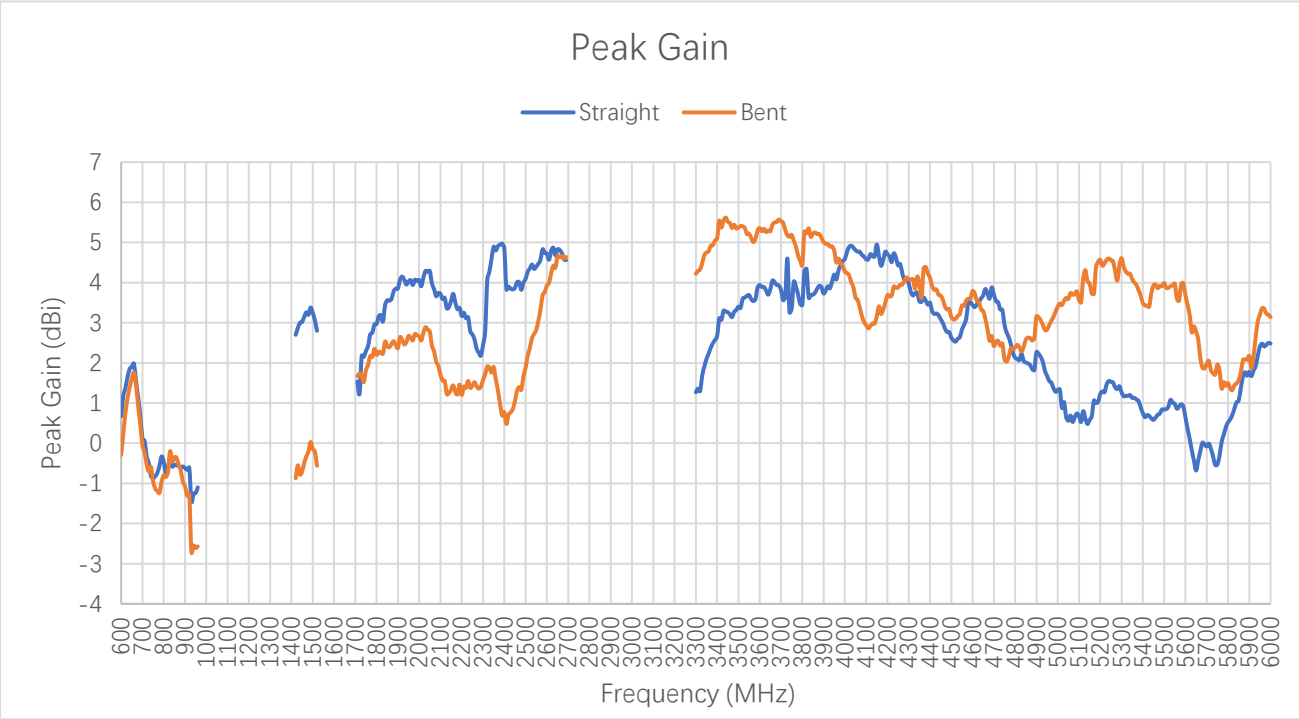

Peak Gain (dBi)

Frequency (MHz)	600	630	710	830	900	960	1440	1710	1740	1880
Straight	0.7	1.7	0.1	-0.3	-0.6	-1.1	3.0	1.5	2.2	3.8
Bent	-0.3	1.1	-0.2	-0.2	-1.1	-2.6	-0.7	1.7	1.5	2.5
Frequency (MHz)	**1950**	**2140**	**2350**	**2450**	**2600**	**3600**	**4700**	**5000**	**5500**	**6000**
Straight	4.0	3.4	4.9	3.9	4.7	3.9	3.7	1.3	0.8	2.5
Bent	2.7	1.3	1.9	1.1	3.9	5.4	2.4	3.4	4.0	3.1

3.2.4. 3D & 2D Radiation Pattern

3.2.4.1. Test Condition: On 130 mm × 70 mm EVB and Straight

- Test Chamber: FS-S-1

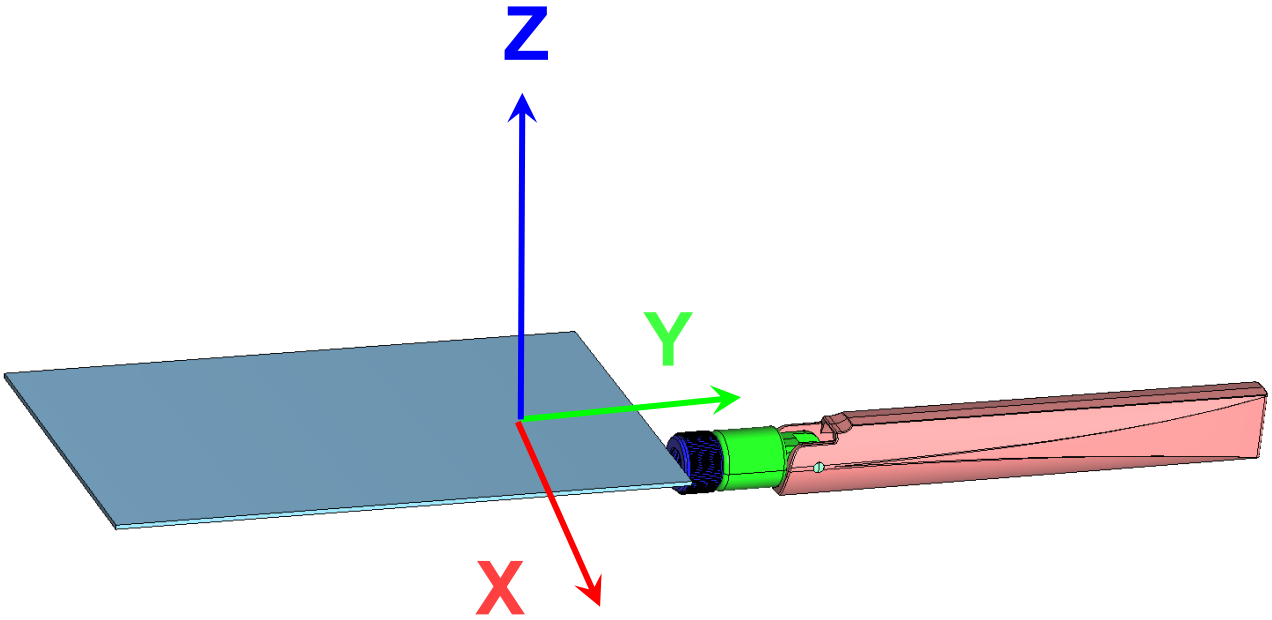

630 MHz		710 MHz	
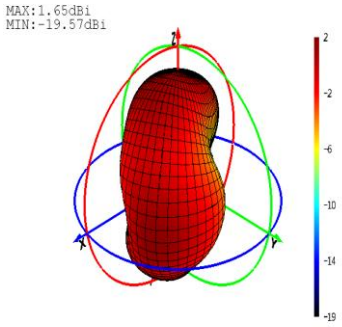	Theta=90 Freq=630MHz 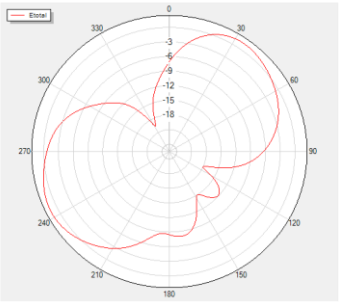	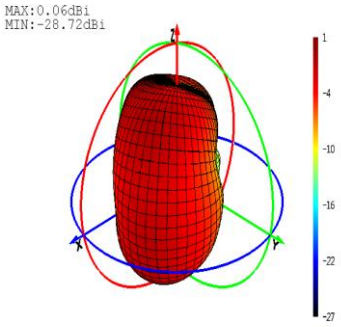	Theta=90 Freq=710MHz 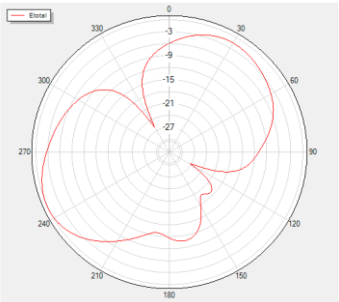
Phi=0 Freq=630MHz 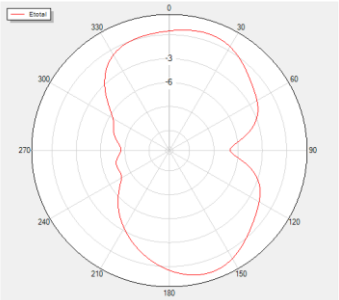	Phi=90 Freq=630MHz 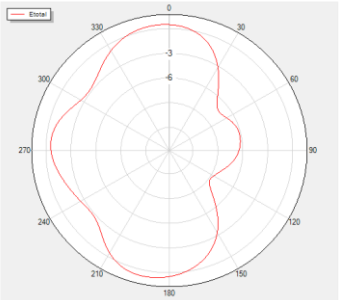	Phi=0 Freq=710MHz 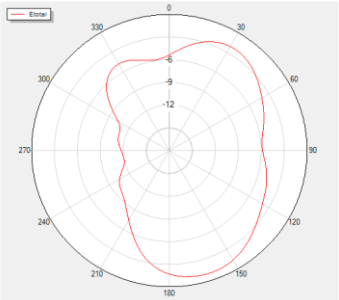	Phi=90 Freq=710MHz 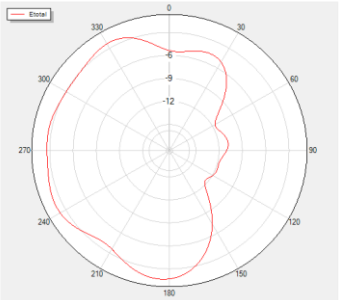
830 MHz		900 MHz	
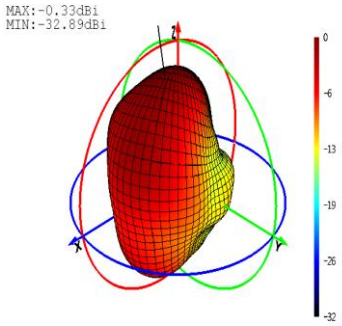	Theta=90 Freq=830MHz 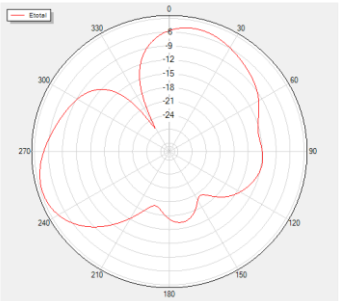	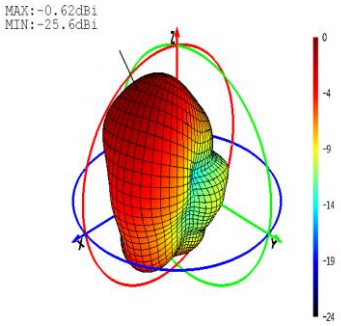	Theta=90 Freq=900MHz 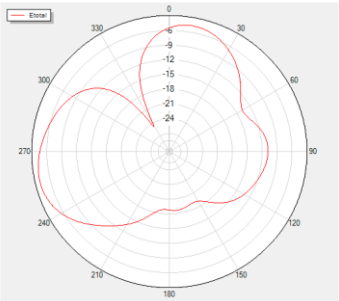
Phi=0 Freq=830MHz 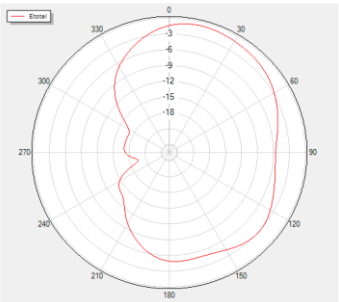	Phi=90 Freq=830MHz 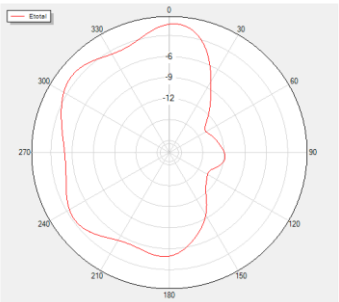	Phi=0 Freq=900MHz 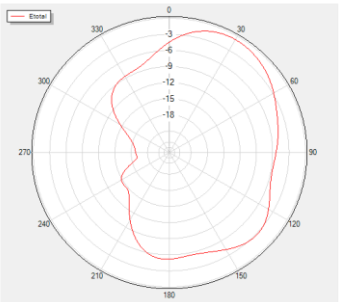	Phi=90 Freq=900MHz 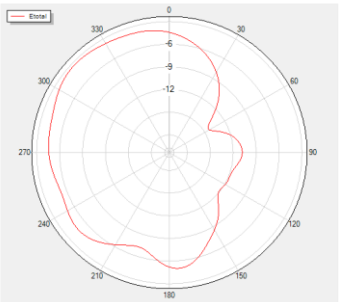

1440 MHz		1740 MHz	
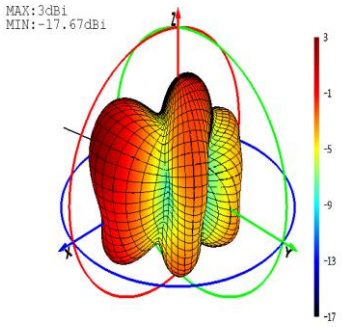	Theta=90 Freq=1440MHz 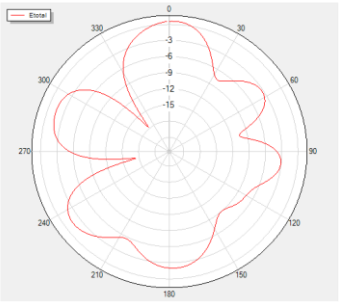	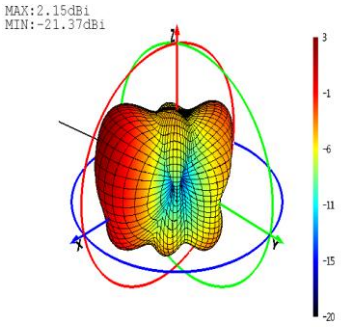	Theta=90 Freq=1740MHz 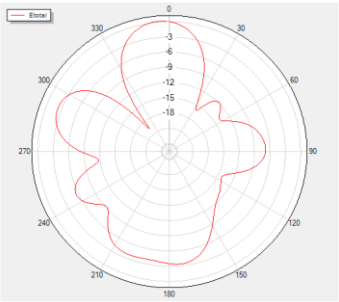
Phi=0 Freq=1440MHz 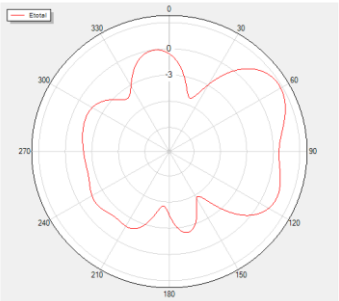	Phi=90 Freq=1440MHz 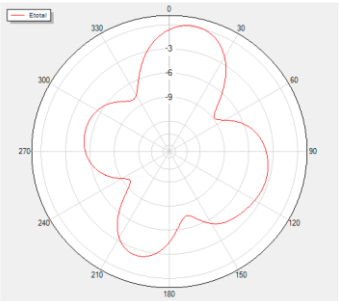	Phi=0 Freq=1740MHz 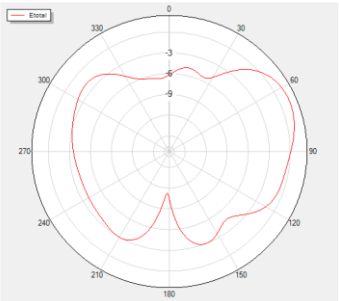	Phi=90 Freq=1740MHz 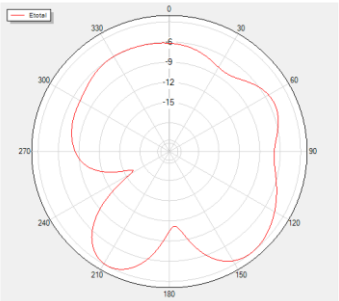
1880 MHz		1950 MHz	
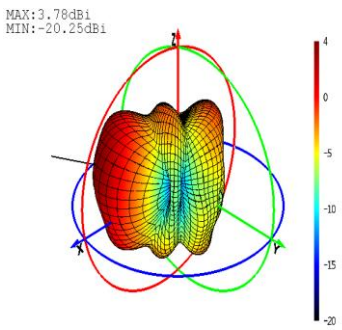	Theta=90 Freq=1880MHz 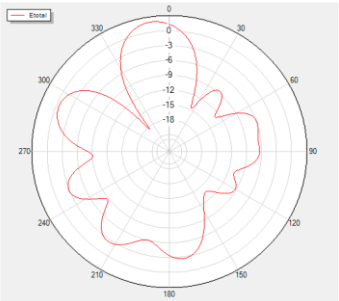	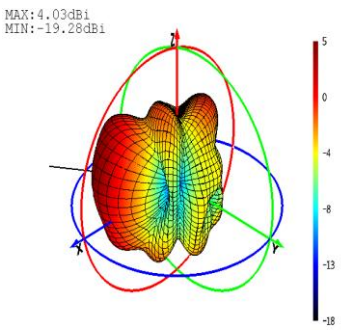	Theta=90 Freq=1950MHz 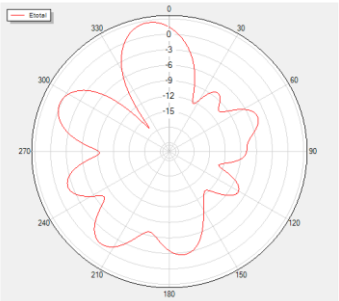
Phi=0 Freq=1880MHz 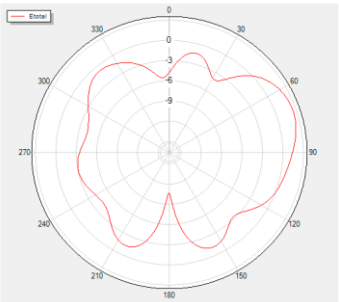	Phi=90 Freq=1880MHz 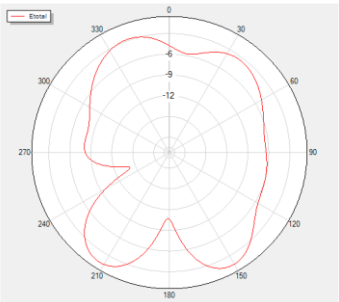	Phi=0 Freq=1950MHz 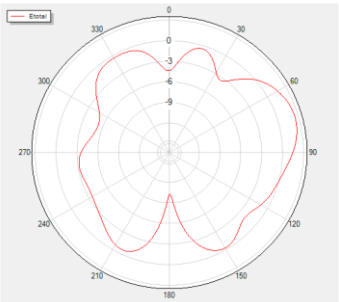	Phi=90 Freq=1950MHz 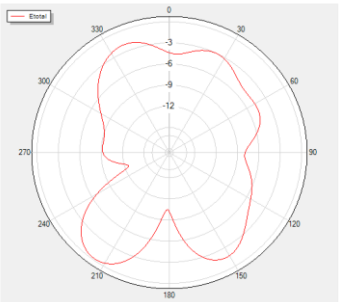

2140 MHz		2350 MHz	
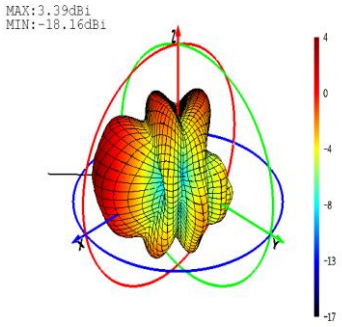	Theta=90 Freq=2140MHz 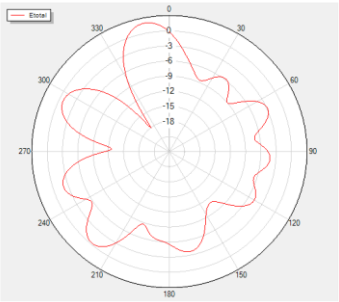	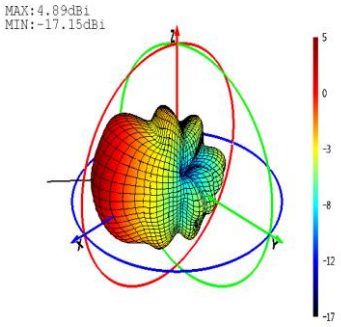	Theta=90 Freq=2350MHz 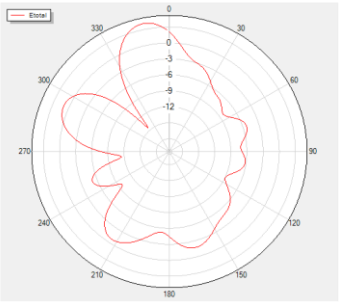
Phi=0 Freq=2140MHz 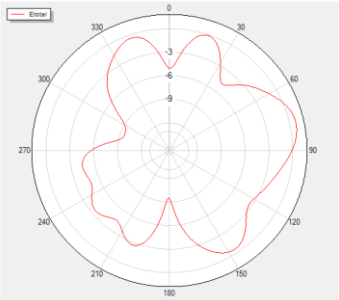	Phi=90 Freq=2140MHz 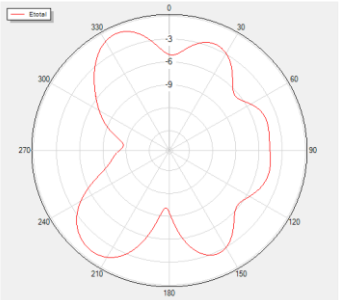	Phi=0 Freq=2350MHz 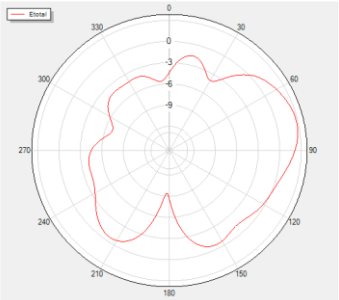	Phi=90 Freq=2350MHz 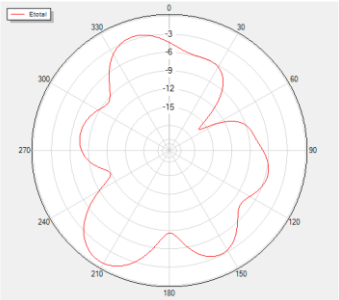
2450 MHz		2600 MHz	
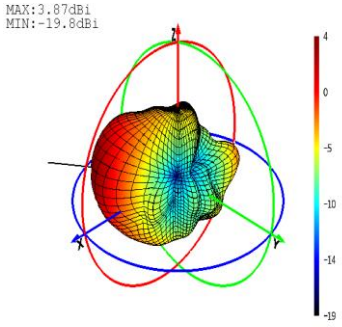	Theta=90 Freq=2450MHz 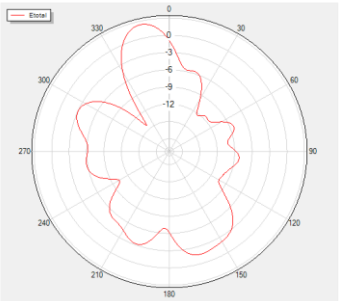	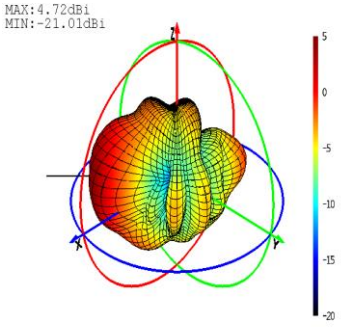	Theta=90 Freq=2600MHz 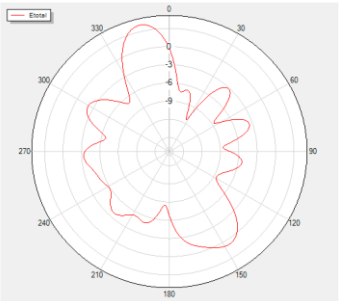
Phi=0 Freq=2450MHz 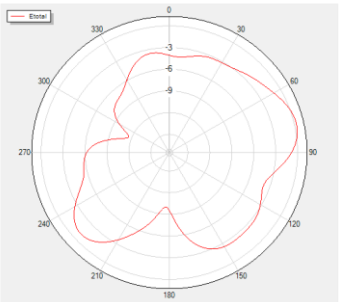	Phi=90 Freq=2450MHz 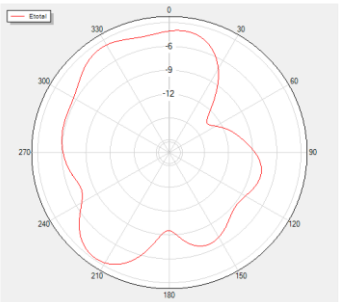	Phi=0 Freq=2600MHz 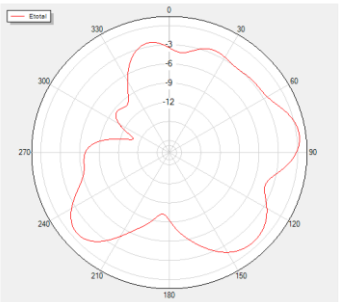	Phi=90 Freq=2600MHz 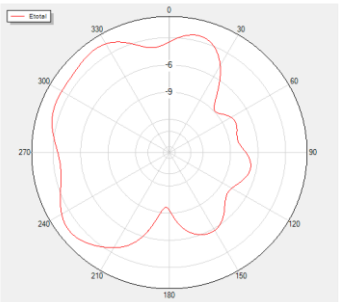

3600 MHz		4000 MHz	
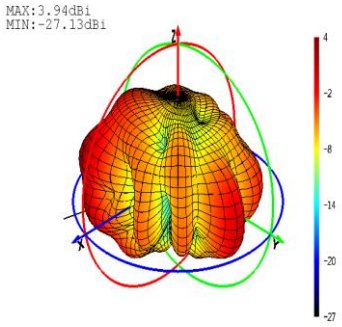	Theta=90 Freq=3600MHz 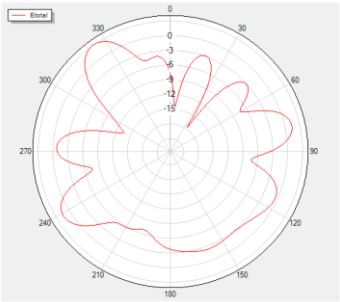	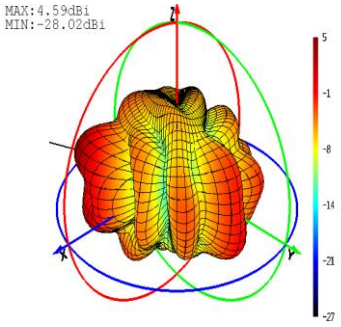	Theta=90 Freq=4000MHz 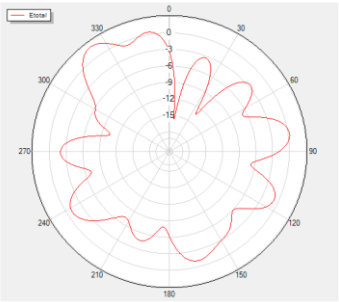
Phi=0 Freq=3600MHz 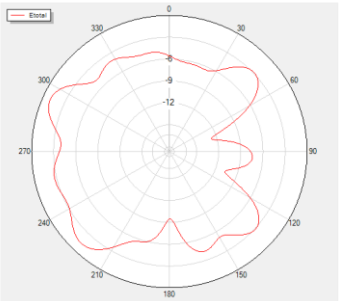	Phi=90 Freq=3600MHz 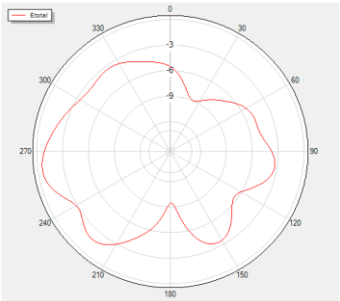	Phi=0 Freq=4000MHz 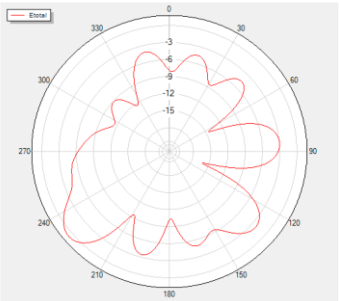	Phi=90 Freq=4000MHz 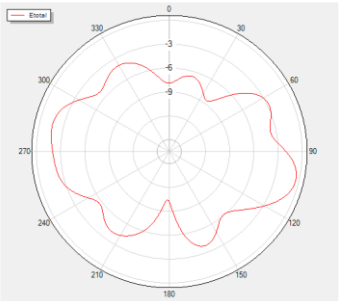
4700 MHz		5500 MHz	
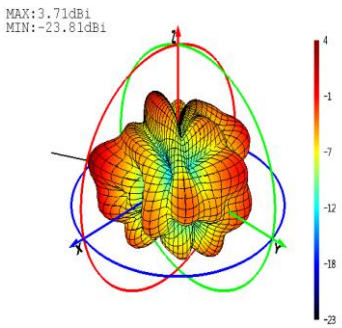	Theta=90 Freq=4700MHz 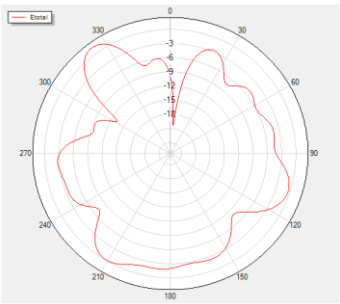	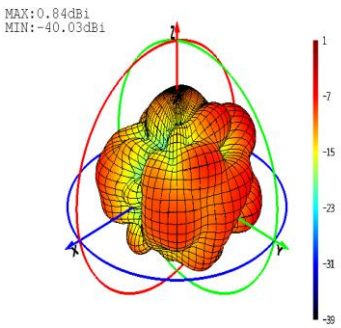	Theta=90 Freq=5500MHz 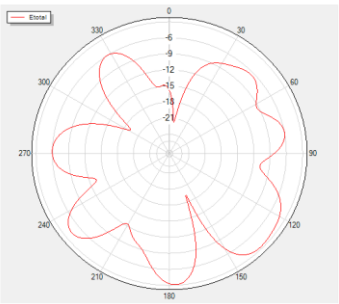
Phi=0 Freq=4700MHz 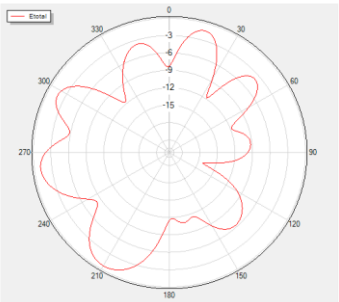	Phi=90 Freq=4700MHz 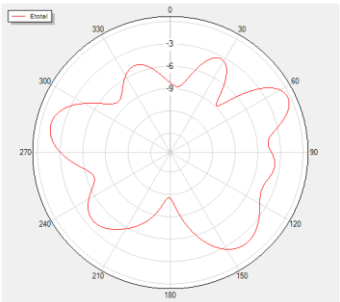	Phi=0 Freq=5500MHz 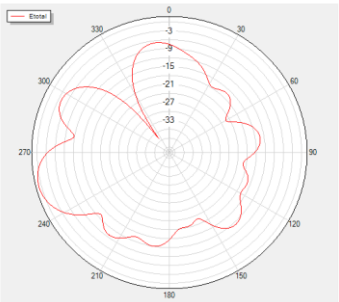	Phi=90 Freq=5500MHz 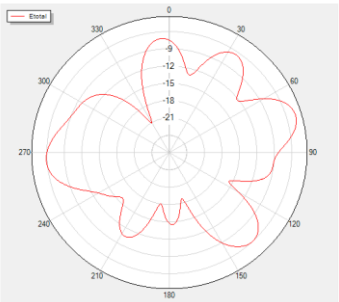

3.2.4.2. Test Condition: On 130 mm × 70 mm EVB and Bent

- Test Chamber: FS-S-1

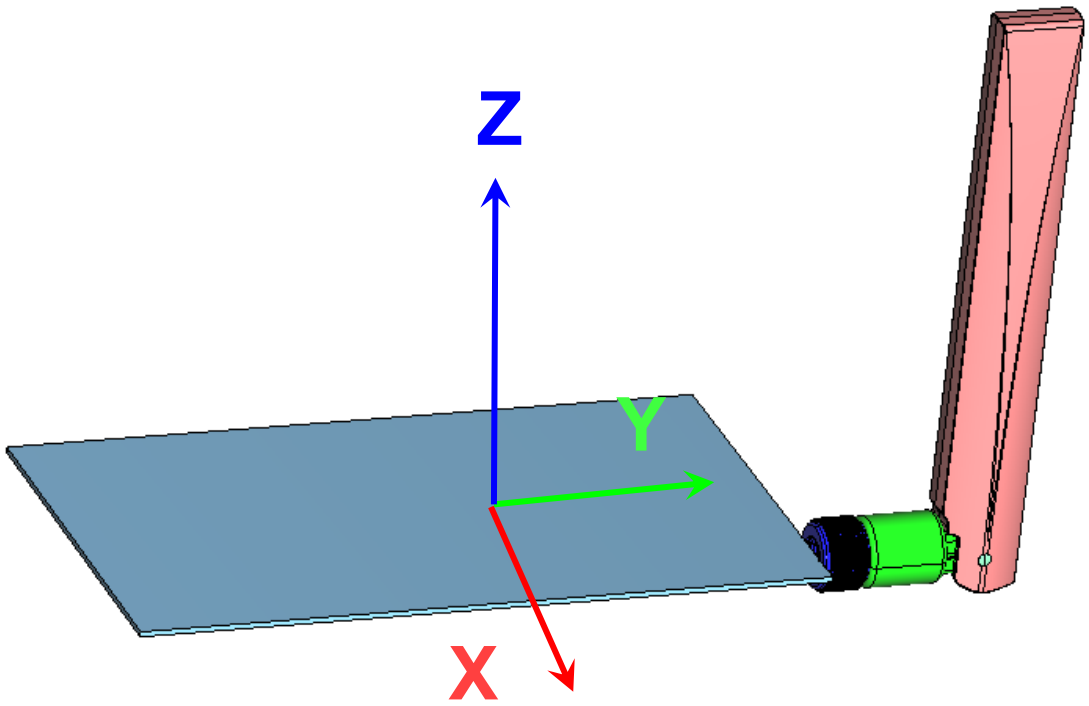

630 MHz		710 MHz	
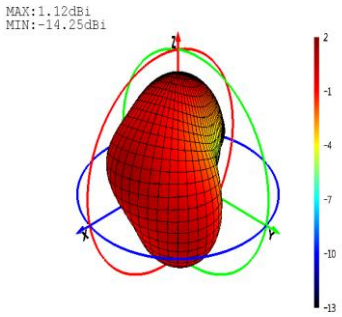	Theta=90 Freq=630MHz 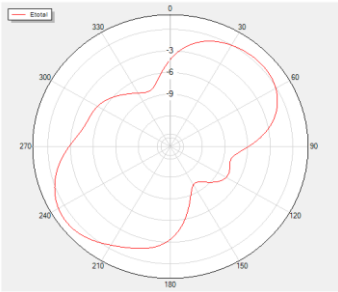	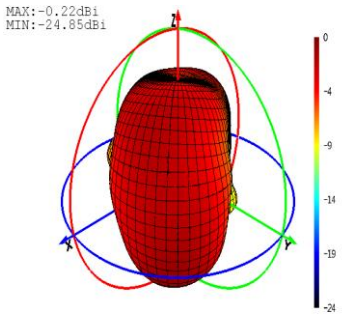	Theta=90 Freq=710MHz 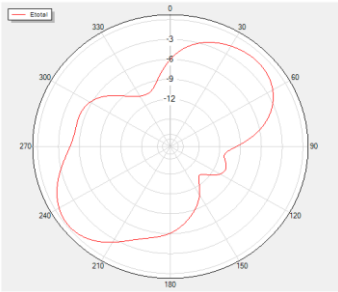
Phi=0 Freq=630MHz 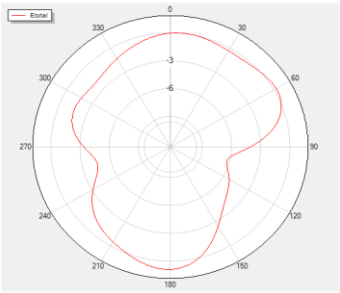	Phi=90 Freq=630MHz 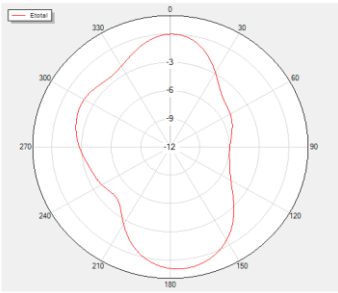	Phi=0 Freq=710MHz 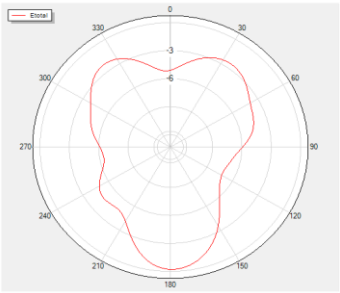	Phi=90 Freq=710MHz 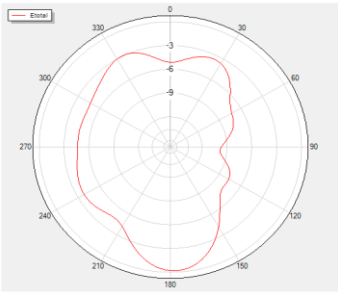
830MHz		900 MHz	
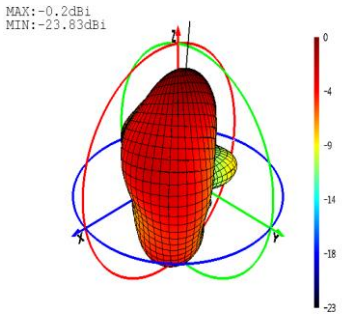	Theta=90 Freq=830MHz 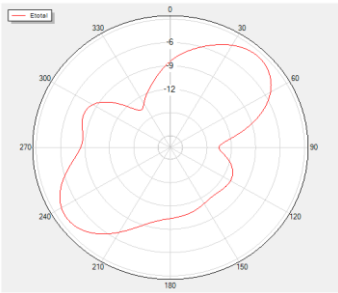	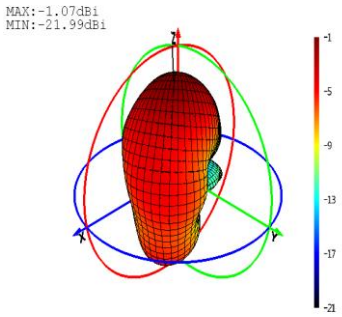	Theta=90 Freq=900MHz 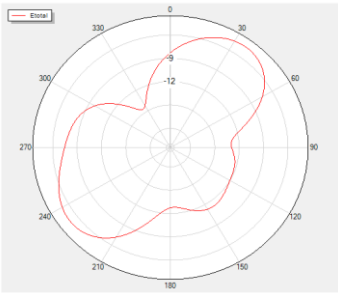
Phi=0 Freq=830MHz 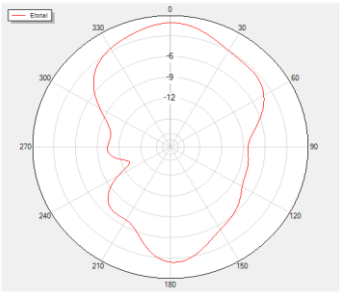	Phi=90 Freq=830MHz 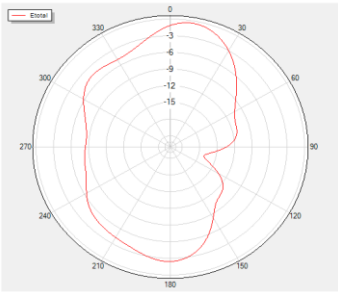	Phi=0 Freq=900MHz 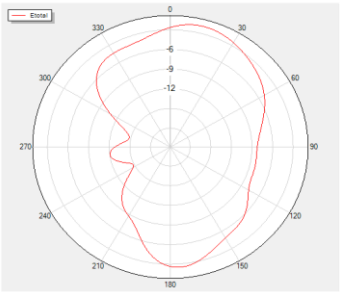	Phi=90 Freq=900MHz 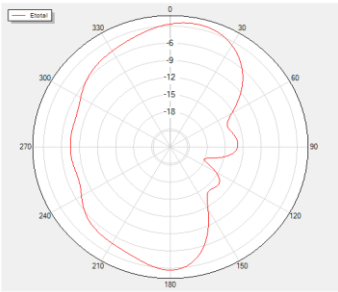

1440 MHz		1740 MHz	
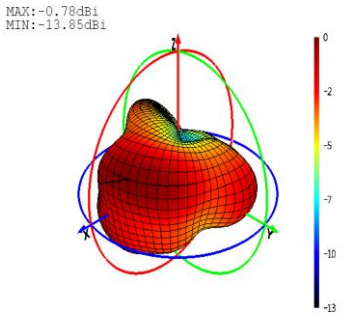	Theta=90 Freq=1440MHz 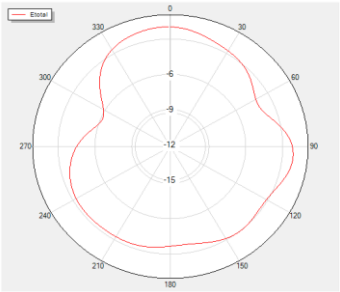	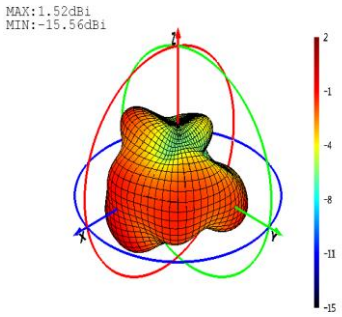	Theta=90 Freq=1740MHz 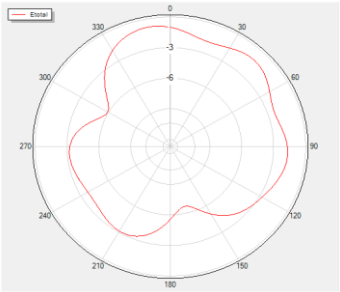
Phi=0 Freq=1440MHz 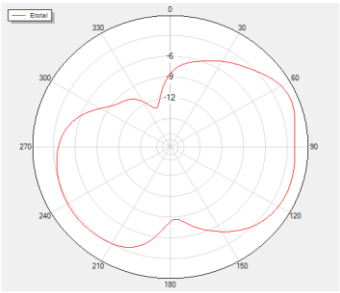	Phi=90 Freq=1440MHz 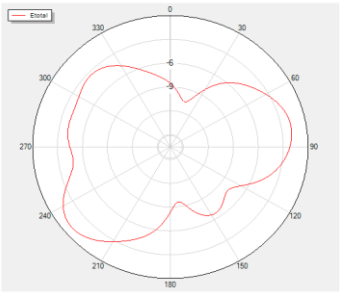	Phi=0 Freq=1740MHz 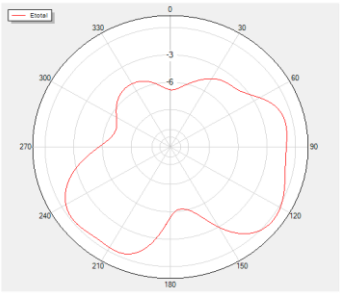	Phi=90 Freq=1740MHz 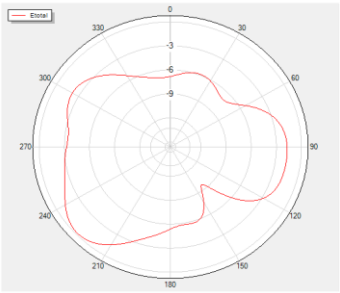
1880 MHz		1950 MHz	
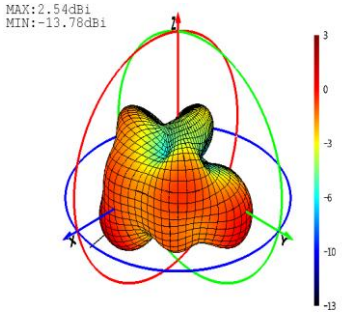	Theta=90 Freq=1880MHz 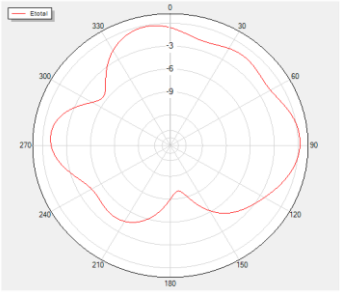	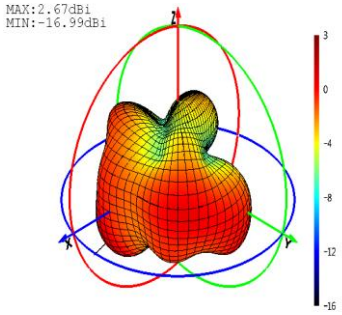	Theta=90 Freq=1950MHz 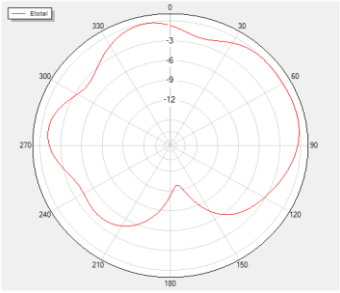
Phi=0 Freq=1880MHz 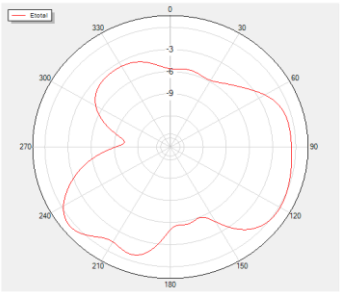	Phi=90 Freq=1880MHz 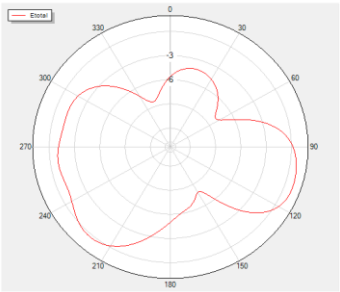	Phi=0 Freq=1950MHz 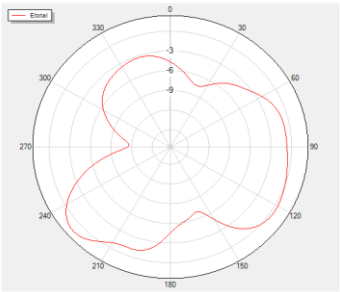	Phi=90 Freq=1950MHz 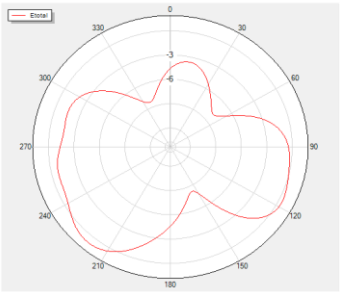

2140 MHz		2350 MHz	
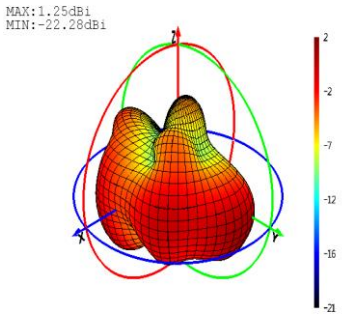	Theta=90 Freq=2140MHz 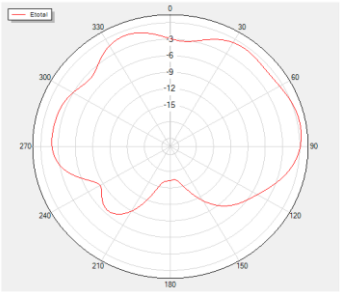	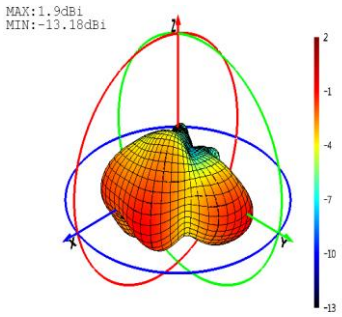	Theta=90 Freq=2350MHz 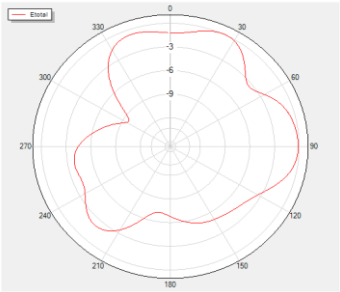
Phi=0 Freq=2140MHz 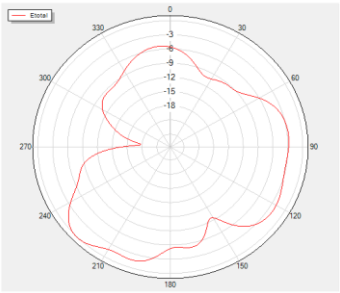	Phi=90 Freq=2140MHz 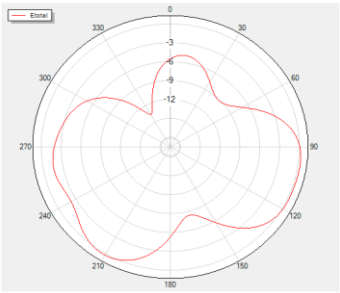	Phi=0 Freq=2350MHz 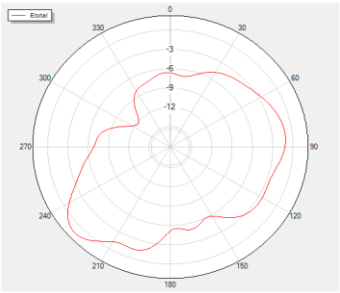	Phi=90 Freq=2350MHz 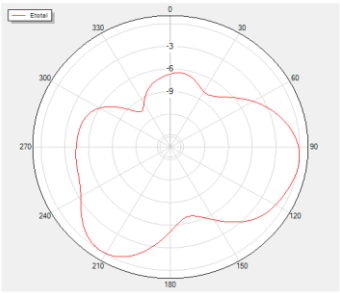
2450 MHz		2600 MHz	
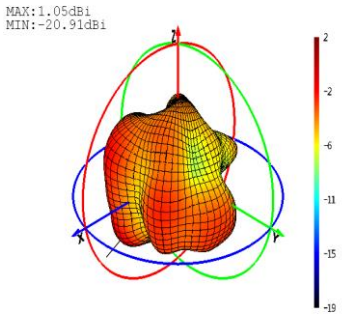	Theta=90 Freq=2450MHz 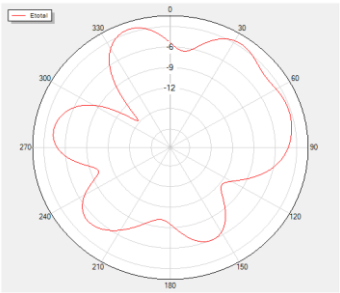	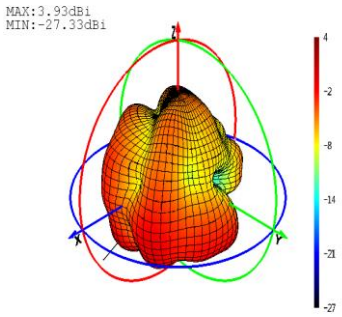	Theta=90 Freq=2600MHz 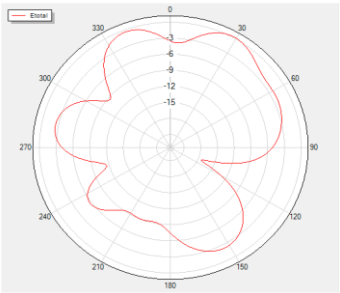
Phi=0 Freq=2450MHz 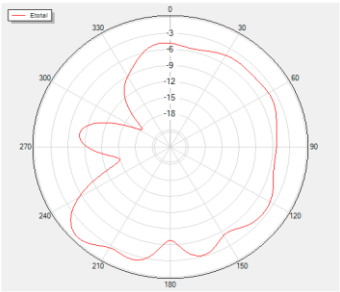	Phi=90 Freq=2450MHz 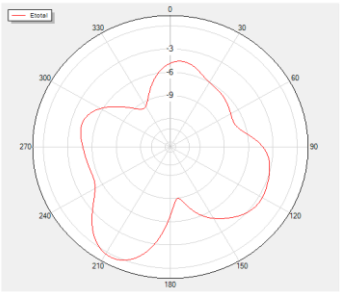	Phi=0 Freq=2600MHz 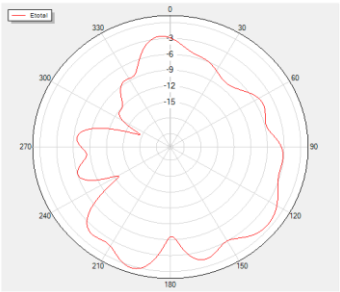	Phi=90 Freq=2600MHz 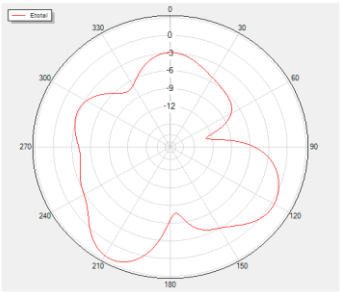

3600 MHz		4000 MHz	
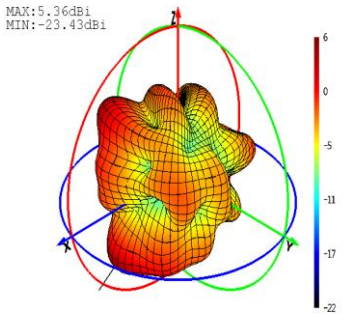	Theta=90 Freq=3600MHz 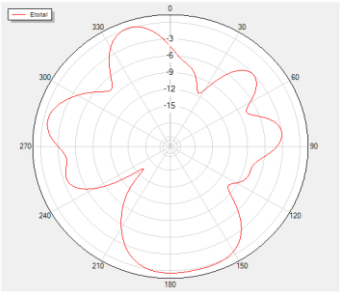	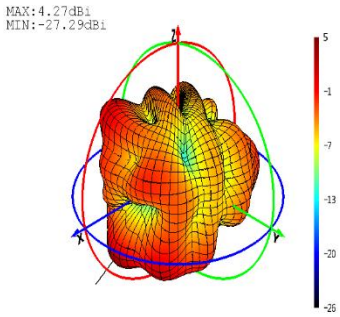	Theta=90 Freq=4000MHz 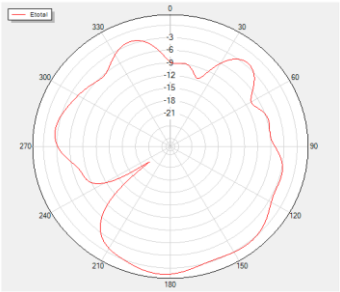
Phi=0 Freq=3600MHz 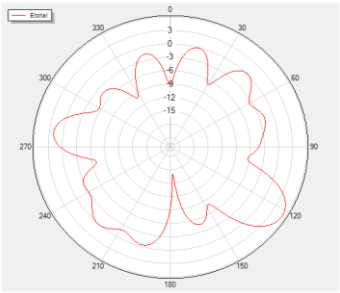	Phi=90 Freq=3600MHz 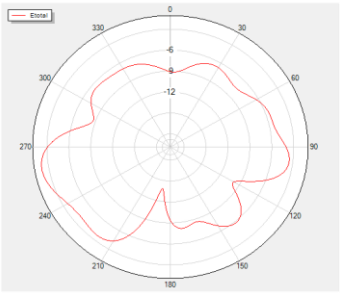	Phi=0 Freq=4000MHz 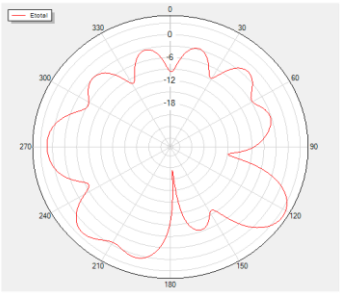	Phi=90 Freq=4000MHz 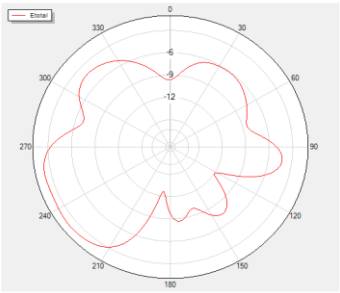
4700 MHz		5500 MHz	
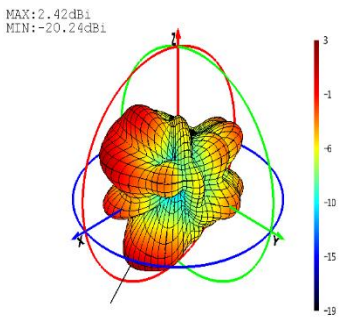	Theta=90 Freq=4700MHz 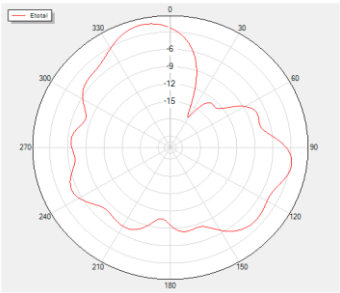	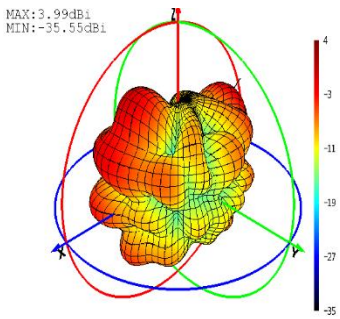	Theta=90 Freq=5500MHz 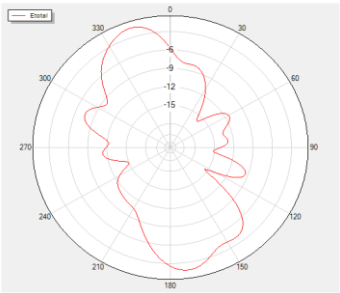
Phi=0 Freq=4700MHz 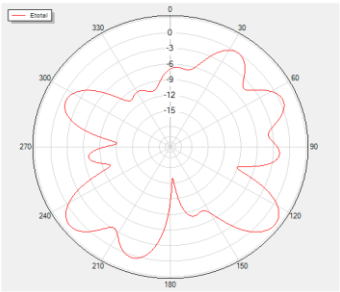	Phi=90 Freq=4700MHz 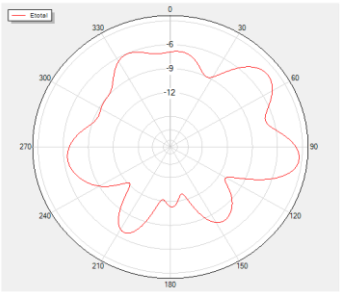	Phi=0 Freq=5500MHz 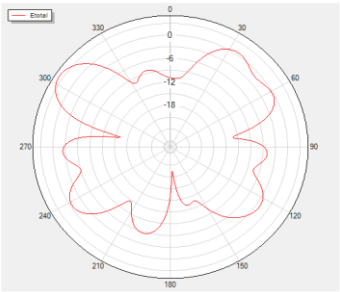	Phi=90 Freq=5500MHz 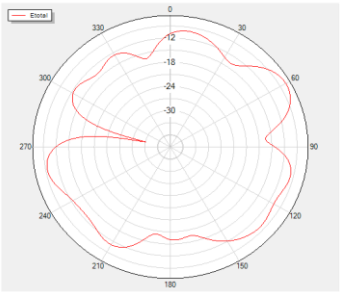

4 Packaging

Step	Packaging Picture / 2D Picture	Description
1	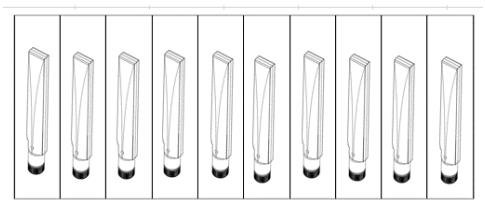	10 pcs antenna products in a one-piece bag. (10 PCS Antennas / One-piece Bag)
2	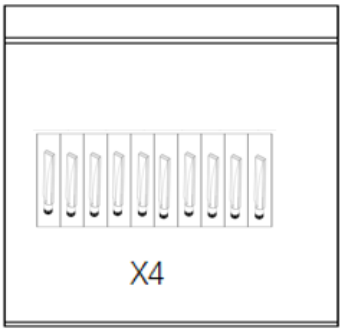	40 pcs antenna products in a PE bag. (40 PCS / PE Bag)
3	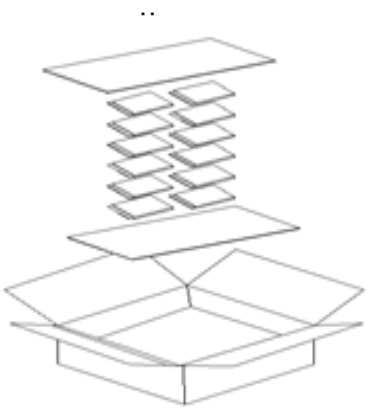	(8 PE Bags / Carton Box) (320 PCS Antenna / Carton Box) Estimated quantity Products that cannot fill the entire carton box are packed in a suitable size carton box. <u>Carton Size:</u> <u>L × W × H = 325 × 325 × 200 mm</u>
4	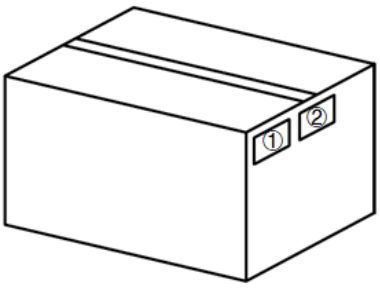	**Position for Attaching Labels** ① Carton Label ② Quality Label

5	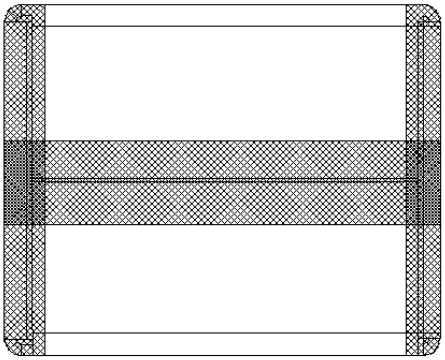	**Sealing Cartons** H-shaped sealing cartons
Note	The initial packaging method described above is for reference only, and the final actual packaging method shall be subject to the actual shipping packaging.	

Contact Us

At Quectel, our aim is to provide timely and comprehensive services to our customers. If you require any assistance, please contact our headquarters:

Quectel Wireless Solutions Co., Ltd.
Building 5, Shanghai Business Park Phase III (Area B), No.1016 Tianlin Road, Minhang District, Shanghai 200233, China
Tel: +86 21 5108 6236
Email: info@quectel.com

Or our local offices. For more information, please visit:
http://www.quectel.com/support/sales.htm.

For technical support, or to report documentation errors, please visit:
http://www.quectel.com/support/technical.htm.
Or email us at: support@quectel.com.

Legal Notices

We offer information as a service to you. The provided information is based on your requirements and we make every effort to ensure its quality. You agree that you are responsible for using independent analysis and evaluation in designing intended products, and we provide reference designs for illustrative purposes only. Before using any hardware, software or service guided by this document, please read this notice carefully. Even though we employ commercially reasonable efforts to provide the best possible experience, you hereby acknowledge and agree that this document and related services hereunder are provided to you on an “as available” basis. We may revise or restate this document from time to time at our sole discretion without any prior notice to you.

Use and Disclosure Restrictions

License Agreements

Documents and information provided by us shall be kept confidential, unless specific permission is granted. They shall not be accessed or used for any purpose except as expressly provided herein.

Copyright

Our and third-party products hereunder may contain copyrighted material. Such copyrighted material shall not be copied, reproduced, distributed, merged, published, translated, or modified without prior written consent. We and the third party have exclusive rights over copyrighted material. No license shall be granted or conveyed under any patents, copyrights, trademarks, or service mark rights. To avoid ambiguities, purchasing in any form cannot be deemed as granting a license other than the normal non-exclusive, royalty-free license to use the material. We reserve the right to take legal action for noncompliance with abovementioned requirements, unauthorized use, or other illegal or malicious use of the material.

Trademarks

Except as otherwise set forth herein, nothing in this document shall be construed as conferring any rights to use any trademark, trade name or name, abbreviation, or counterfeit product thereof owned by Quectel or any third party in advertising, publicity, or other aspects.

Third-Party Rights

This document may refer to hardware, software and/or documentation owned by one or more third parties (“third-party materials”). Use of such third-party materials shall be governed by all restrictions and obligations applicable thereto.

We make no warranty or representation, either express or implied, regarding the third-party materials, including but not limited to any implied or statutory, warranties of merchantability or fitness for a particular purpose, quiet enjoyment, system integration, information accuracy, and non-infringement of any third-party intellectual property rights with regard to the licensed technology or use thereof. Nothing herein constitutes a representation or warranty by us to either develop, enhance, modify, distribute, market, sell, offer for sale, or otherwise maintain production of any our products or any other hardware, software, device, tool, information, or product. We moreover disclaim any and all warranties arising from the course of dealing or usage of trade.

Privacy Policy

To implement module functionality, certain device data are uploaded to Quectel's or third-party's servers, including carriers, chipset suppliers or customer-designated servers. Quectel, strictly abiding by the relevant laws and regulations, shall retain, use, disclose or otherwise process relevant data for the purpose of performing the service only or as permitted by applicable laws. Before data interaction with third parties, please be informed of their privacy and data security policy.

Disclaimer

a) We acknowledge no liability for any injury or damage arising from the reliance upon the information.
b) We shall bear no liability resulting from any inaccuracies or omissions, or from the use of the information contained herein.
c) While we have made every effort to ensure that the functions and features under development are free from errors, it is possible that they could contain errors, inaccuracies, and omissions. Unless otherwise provided by valid agreement, we make no warranties of any kind, either implied or express, and exclude all liability for any loss or damage suffered in connection with the use of features and functions under development, to the maximum extent permitted by law, regardless of whether such loss or damage may have been foreseeable.
d) We are not responsible for the accessibility, safety, accuracy, availability, legality, or completeness of information, advertising, commercial offers, products, services, and materials on third-party websites and third-party resources.

Copyright © Quectel Wireless Solutions Co., Ltd. 2025. All rights reserved.

Revision History

Version	Date	Author	Note
-	2024-05-12	Mordecai LIU/ Lance SUN/ David LIU/ Rainey LIAO	Creation of the document
1.0	2024-05-12	Mordecai LIU/ Lance SUN/ David LIU/ Rainey LIAO	First official release
1.1	2024-08-06	David LIU	Updated the packaging (Chapter 4).
1.2	2024-11-07	Lance SUN	Updated the drawing (Chapter 2).
1.3	2025-04-16	Rainey LIAO	1. Updated the antenna image (Cover page). 2. Deleted a note about the efficiency (Chapter 1.2).

www.quectel.com